

Quartile 2

Wall Panel



spinneybeck




Quartile 2 Redefines a Mid-Century Motif

Quartile 2 reinterprets classic breeze block facades in a contemporary modular wood tile. Drawing inspiration from mid-century modern architecture, the Quartile collection replaces concrete with the rich warmth of natural hardwoods, transforming bold, statement patterns into striking features for modern interiors. Offered in six wood species, Quartile 2 pairs with Quartile 1, allowing for customizable patterns, and features a recessed edge that mimics a traditional grout line, adding visual definition and a simple installation process.

Quartile 2 was designed by Lars Beller Fjetland, a Norwegian designer who marries timelessness and longevity through an immediate, honest functionalism in form and aesthetic.




Quartile 2 Shown in White Oak Finished




Quartile 2 Shown in Sapele Finished




Quartile 2 Shown in Maple Finished




Quartile 2 Shown in Walnut Finished



Quartile 2 Shown in Douglas Fir Finished

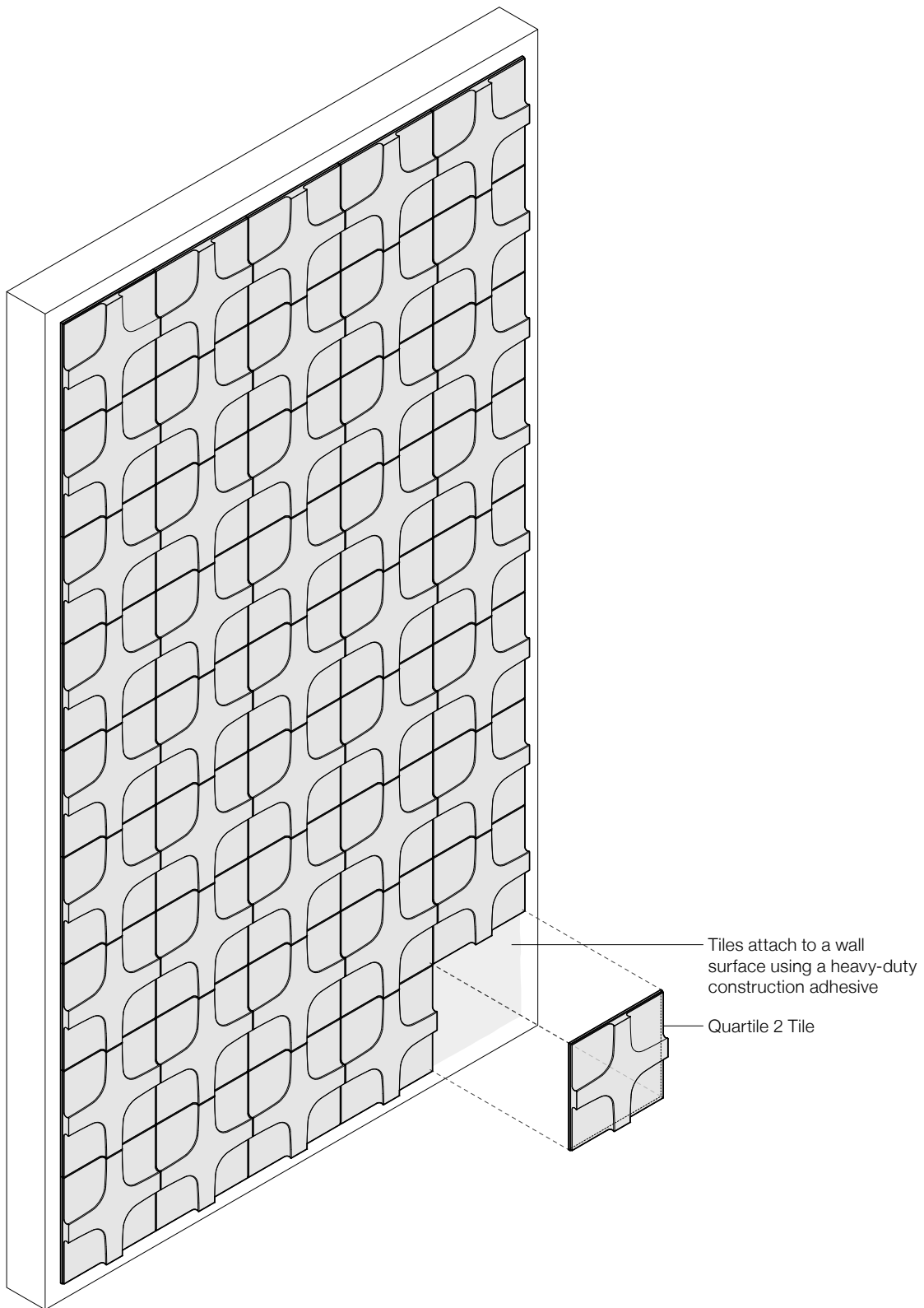


Quartile 2 Shown in Beech Finished




“I strongly believe that it’s our responsibility as designers to create products that solve existing problems without creating new ones. This is the only sustainable way of introducing a new product into the market. We need to be thinking about the entire lifecycle of a product, from cradle to grave. This should be the rule, rather than the exception.”


– Lars Beller Fjetland, designer of Quartile 2




Exploded Axonometric
Suggested Pattern 001



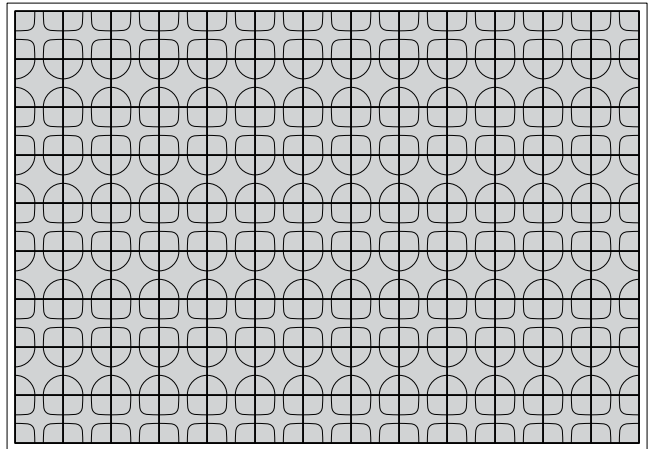
Quartile 2 Suggested Pattern 001



Quartile 1 + Quartile 2 Suggested Pattern 001



Quartile 1 + Quartile 2 Suggested Pattern 002



Quartile 1 + Quartile 2 Suggested Pattern 003

Patterns are shown as suggested installations and may be configured with any combination of tiles

Product	Quartile 2
Designer	Lars Beller Fjetland
Content	Wood
Tile Size	1'-0" x 1'-0" (30.5 x 30.5 cm)
Tile Size Tolerance	+/- 1/16 in (2 mm)
Thickness	1 in (2.5 cm)
Wood Types	Beech Finished, Douglas Fir Finished, Maple Finished, Sapele Finished, Walnut Finished, White Oak Finished
Grain Direction	Vertical
Color Option	1-Color per wall
Edges	Finished
Custom	2-Color+ per wall is available and must be quoted
Durability	Contract or residential
Lead Time	Made to order and certain lead times will apply
Installation	Tiles are direct glued to a clean and dry wall surface using heavy-duty construction adhesive. As is typical with solid wood products, tiles must acclimate to the space before installation and may expand or contract with changes in temperature and humidity over time. Installation services are available through Spinneybeck.
Maintenance	Use a very mild non-abrasive non-ammonia, and non-alcohol containing soap diluted in a room temperature water solution. Apply with a soft flannel cloth, followed by a dry cloth. Always wipe in the direction of the grain. Never use commercial cleaners, abrasives, solvents, or glass cleaner on any wood as it will wear away the finish. Never apply wax as this will interact with the finish.
Variation	Wood is a natural material and minor changes in color are evidence of the 100% natural origin of the material.
Environmental	Contains no formaldehyde CARB Compliant Solid woods are inherently non-emitting
Flammability	Solid woods meet ASTM E 84: Class A (with applied Fire Retardant) Solid woods meet CAN ULC S102.2-18: FS: 20 / SDI: 95-105 (with applied Fire Retardant)


Standard Colors




Beech Finished




Maple Finished




Douglas Fir Finished



White Oak Finished



Walnut Finished



Sapele Finished