



# Design 5

Space Divider

spinneybeck




## Design 5 Artfully Sculpts Space.

Design 5, by mid-century sculptor and architectural visionary Erwin Hauer, is a milled space divider that highlights the refined, continuous curves for which his work is renowned. This versatile screen celebrates the infinite, continuous surface, dividing space while diffusing light with sophisticated patterning.

This sculptural space divider may be specified in any color to complement any space, offering both functional separation and an artful statement.

Design 5 was designed by Erwin Hauer, a sculptor whose infinite continuous room dividers have been deemed “quintessential works of modernism.”





“When the light comes from behind, it emphasizes the individual spaces contained within each module. Suffused with luminescence, these often little-noticed interior voids come to our attention for the first time, revealing wonderful and unfamiliar visual effects.”

– Erwin Hauer, designer of Design 5



**Hardware Options**

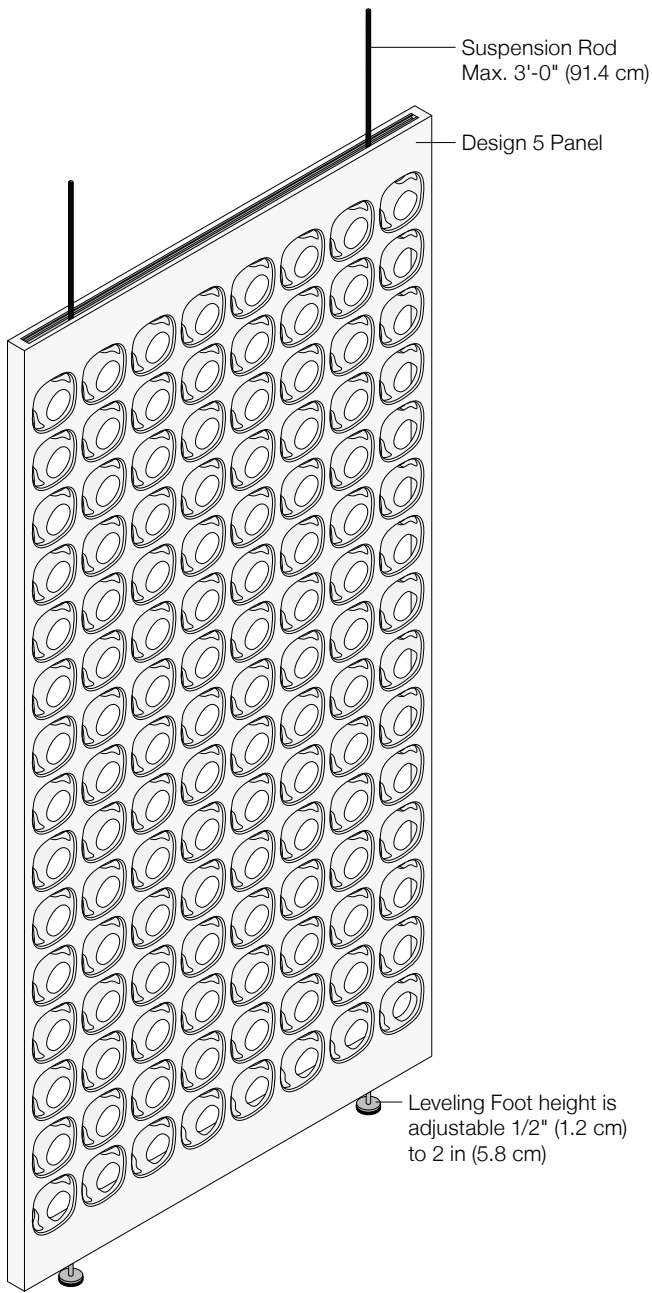
- None (alternate hardware by others)
- Suspension Rod with Leveling Feet (shown)



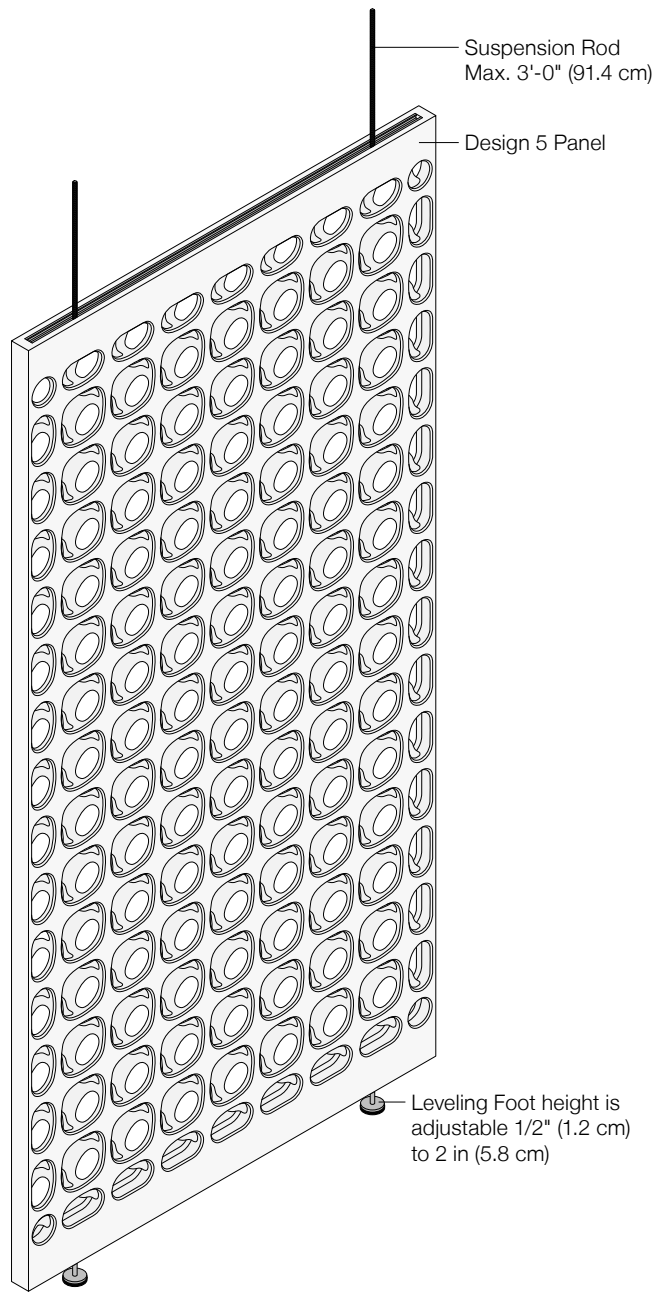
Suspension Rod




Leveling Feet




**Axonometric of Front**




**Axonometric of Back**



**Front Elevation**




**Back Elevation**



**Side Elevation**

|                         |  |
|-------------------------|--|
| <b>Product</b>          | Design 5   |
| <b>Designer</b>         | Erwin Hauer  |
| <b>Content</b>          | Wood (MDF)   |
| <b>Panel Size</b>       | 4'-0" w x 8'-0" h (121.9 cm x 243.8 cm)  |
| <b>Thickness</b>        | 2 in (5.8 cm)  |
| <b>Color Option</b>     | 1-Color per panel<br>Painted MDF (eggshell finish) may be specified in any paint color   |
| <b>Hardware Options</b> | None<br>Suspension Rods and Leveling Feet  |
| <b>Custom</b>           | Custom sizes are available and must be quoted  |
| <b>Durability</b>       | Contract or residential  |
| <b>Lead Time</b>        | Made to order and certain lead times will apply  |
| <b>Installation</b>     | Optional Design 5 hardware includes Suspension Rods and Leveling Feet. Two 3/8"-16 suspension rods come in a 3'-0" (91.4 cm) length and may be repositioned along track in top of panel. Actual ceiling connection depends upon ceiling type and ceiling fasteners not included. Two Leveling Feet are 2 in (5.8 cm) diameter and are adjustable in height between ½ in (1.2 cm) to 2 in (5.8 cm).<br>Design 5 may be ordered without hardware for custom applications. Hardware and installation to be sourced by others. |
| <b>Maintenance</b>      | Use a very mild non-abrasive non-ammonia, and non-alcohol containing soap diluted in a room temperature water solution. Apply with a soft flannel cloth, followed by a dry cloth. Always wipe in the direction of the grain. Never use commercial cleaners, abrasives, solvents, or glass cleaner on any wood as it will wear away the finish. Never apply wax as this will interact with the finish.  |
| <b>Variation</b>        | MDF is an engineered material, and minor variations in color, texture, and finish are normal characteristics of the manufacturing and painting process.  |
| <b>Environmental</b>    | Contains no formaldehyde<br>CARB Compliant   |

#### Standard Colors



Painted MDF