



ARO Plank 6

Leather Wall System

spinneybeck




ARO Plank 6 in FilzFelt felt

ARO Plank 6 softens sounds in a pinch.

ARO Plank 6 provides a rhythm of half round planks with an unexpected stitched pinch to keep things interesting. Available in six standard patterns, the planks install quickly and easily with Spinneybeck's Interlock Mounting System and are available in hundreds of leather colors. Feeling a bit daring? Mix up leather and 100% wool felt for a wall of color and all-natural texture.

ARO Plank was designed by Architecture Research Office (ARO), a firm dedicated to architecture that unites beauty and form with strategy and intelligence.



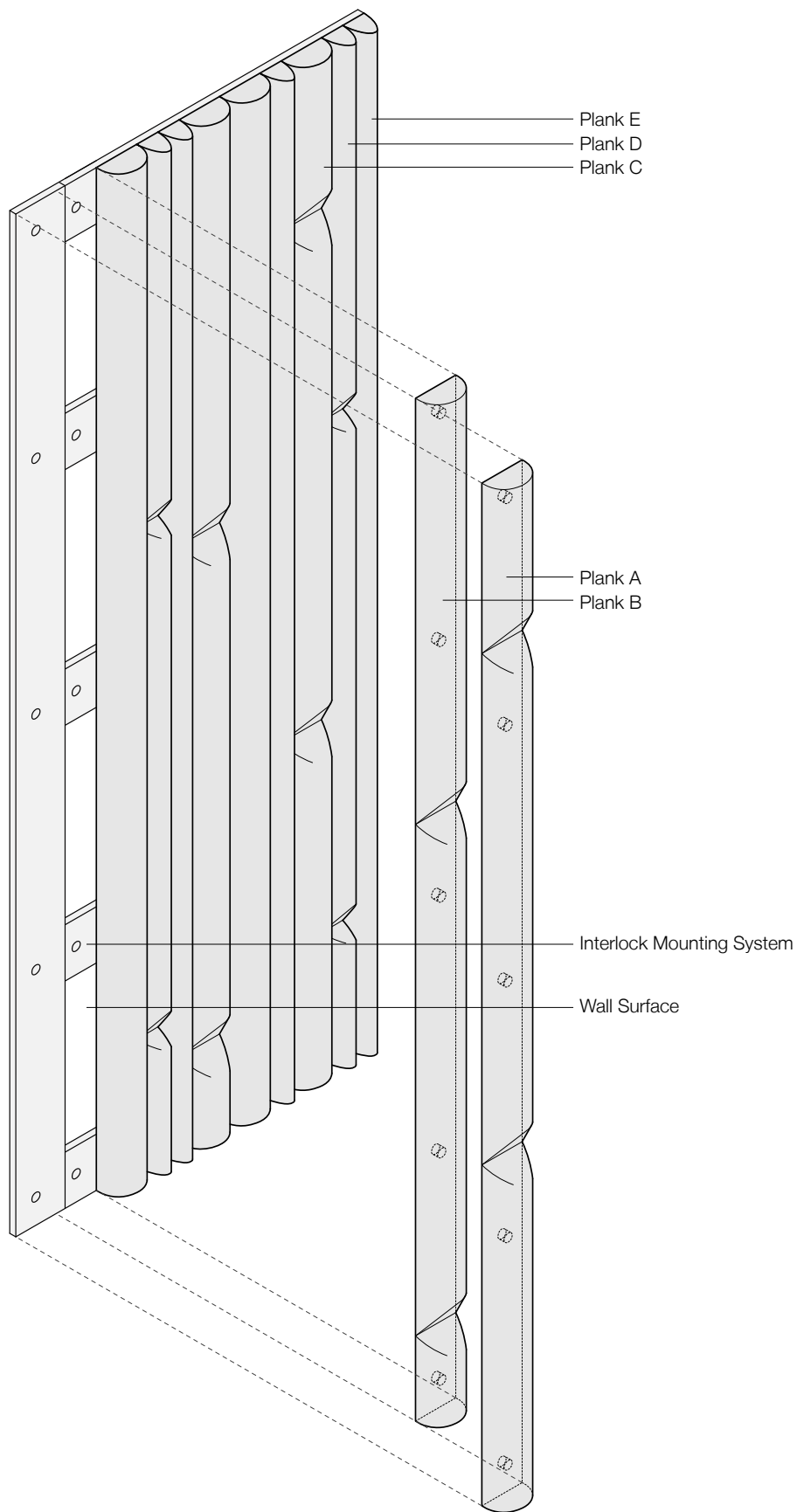
ARO Plank 6 in Spinneybeck leather + FilzFelt felt





“We strive to convey a sense of calm, warmth, and joy in our product designs as well as through the architecture we design. We take inspiration from both material expression and functionality. We work to elevate spaces through careful attention to detail and use, and to emphasize the responsible use of materials and seek to balance beauty and strategy through design, pattern and texture.”


– Architecture Research Office, designers of ARO Plank 6




Exploded Axonometric



Repeat: ACCBCC | Repeat Width: 2'-1 1/2" (64.8 cm)



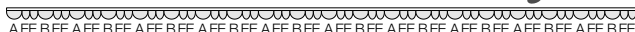
Repeat: DEEEEEED*EEEEEE | Repeat Width: 2'-7 1/2" (80.0 cm)
* Indicates module is rotated 180°



Repeat: DEEDEEEEEED*EED*EEEE | Repeat Width: 3'-9" (114.3 cm)
* Indicates module is rotated 180°



Repeat: CCDCCD* | Repeat Width: 1'-9 1/2" (54.6 cm)
* Indicates module is rotated 180°



Repeat: AEEBEE | Repeat Width: 1'-5 1/2" (44.5 cm)






























Repeat: CBCEEB*CA*EECB*CDEACCD*ECA*CEECACEE
Repeat Width: 8'-7 1/2" (262.9 cm)
* Indicates module is rotated 180°

sales@spinneybeck.com | **spinneybeck.com**

| | |
|-----------------------------------|--|
| Product | ARO Plank 6 |
| Designer | Architecture Research Office |
| Content | European cowhide + Substrate |
| Plank Widths | A: 4 1/4 in (10.8 cm) B: 4 1/4 in (10.8 cm) C: 4 1/4 in (10.8 cm) D: 2 1/4 in (5.7 cm) E: 2 1/4 in (5.7 cm) |
| Thickness | 3 in (7.6 cm) (includes Interlock Mounting System strapping) |
| Suggested Patterns | ARO Plank 6.1: ACCBCC ARO Plank 6.2: DEEEEEED*EEEEEE (* indicates plank rotated 180°) ARO Plank 6.3: DEEEEEEEED*EED*EEEE ARO Plank 6.4: CCDCCD* ARO Plank 6.5: AEEBEE ARO Plank 6.6: CBCEEB*CA*EECB*CDEACCD*ECA*CEECACEE |
| Pattern Repeat Widths | ARO Plank 6.1: 2'-1 1/2" (64.8 cm) ARO Plank 6.2: 2'-7 1/2" (80.0 cm) ARO Plank 6.3: 3'-9" (114.3 cm) ARO Plank 6.4: 1'-9 1/2" (54.6 cm) ARO Plank 6.5: 1'-5 1/2" (44.5 cm) ARO Plank 6.6: 8'-7 1/2" (262.9 cm) |
| Max. Standard Plank Length | 9'-0" (2.74 m) |
| Pinch Stitch | Pinched details are machine stitched at predetermined intervals in matching thread color unless otherwise specified |
| Seam Options | Top Stitch or Blind Stitch—Seams are machine stitched at random intervals in matching thread color unless otherwise specified |
| Custom | Alternative patterns, FilzFelt© felts, plank lengths beyond 9'-0" (2.74 m), orientations other than vertical, ceiling-mounted, finished plank ends, finished Interlock Mounting System strapping, and cut-outs are available and must be quoted—details available upon request |
| Durability | Contract or residential |
| Lead Time | Made to order and certain lead times will apply |
| Installation | Planks install with Interlock Mounting System provided (wall fasteners not included) |
| Maintenance | For finished leathers, wipe with a cool, damp cloth. For tougher soiling, use a pH-balanced soap such as Dawn with a 1:10 ratio of soap to water and rinse. Repeat, if needed. Occasional use of Spinneybeck Finished Leather Cleaner, Conditioner & Protector is recommended. For naked (aniline) leathers, wipe entire surface with a soft cloth and cool water to even out any abrasions or stains. Do not spot rub, for it will darken only that area. Occasional use of Spinneybeck Aniline Leather Cleaner, Conditioner & Protector is recommended. Other leather cleaners such as saddle soap or household cleaners that may contain harsh chemicals, alcohol or ink removers should never be used. |
| Variation | Color variation of naked leathers may be more pronounced beyond the normal commercial range. A Cutting for Approval (CFA) is required for all orders. |

Standard Leathers

Available in the full color range of each leather below—refer to Color Book or spinneybeck.com/colorbook for complete color selection.
(Swatches shown to indicate grain texture only.)

| | | | | | | |
|---|---|---|---|--|---|---|
|  |  |  |  |  |  |  |
| Acqua (AU) | Alaska (AL) | Amalfi (AF) | Andes (AD) | Antique (AQ) | Cascia (CA) | Cervo (CV) |
|  |  |  |  |  |  |  |
| Copenhagen (CO) | Derby (DE) | Distressed (DT) | Ducale Velour (DV) | Embossed Tipped (ET) | España (ES) | Forte (FE) |
|  |  |  |  |  |  |  |
| Hand Tipped (HT) | Lucca (LC) | Lucente (LU) | Maremma (MM) | Portofino (PT) | Riva (RA) | Rugata (RU) |
|  |  |  |  |  |  | |
| Sabrina (SA) | Saddle (SL) | Umbria (UM) | Velluto Pelle (VP) | Vicenza (VZ) | Volo (VO) | |