





ARO Plank 4
Architecture Research Office Collection

spinneybeck

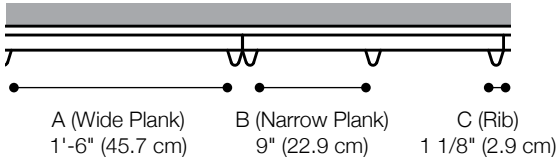
About




ARO Plank is a wall system composed of modular planks that assemble to create standard patterns, yielding a continuous architectural finish. ARO Plank 4 has three distinct modules: Wide (A), Narrow (B), and Rib (C). Flat planks are accented by ribs, creating a striped, corrugated effect. Flat modules are composed of leather-wrapped PET substrate and are available in four standard configurations. Planks install quickly and easily with Spinneybeck's Interlock Mounting System and are available in wide range of leather qualities and colors.




About



1 Plan
Scale: 3/4" = 1'-0"

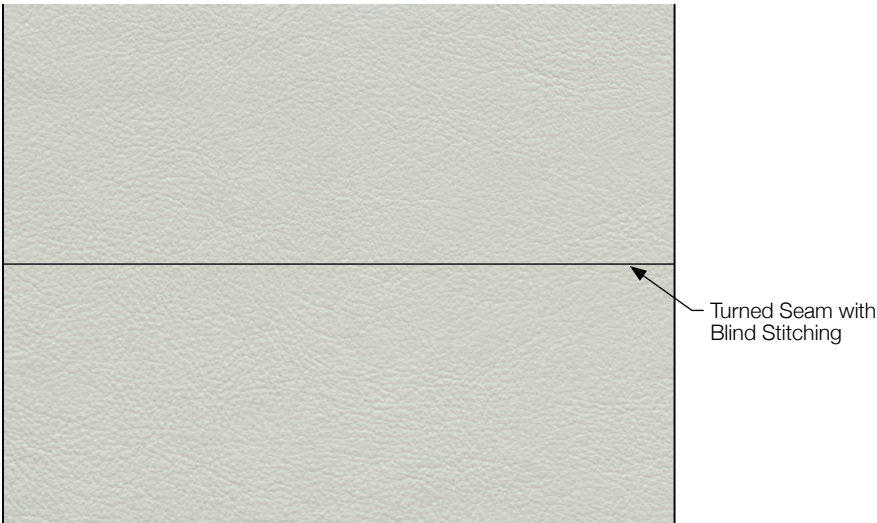


2 Elevation
Scale: 3/4" = 1'-0"



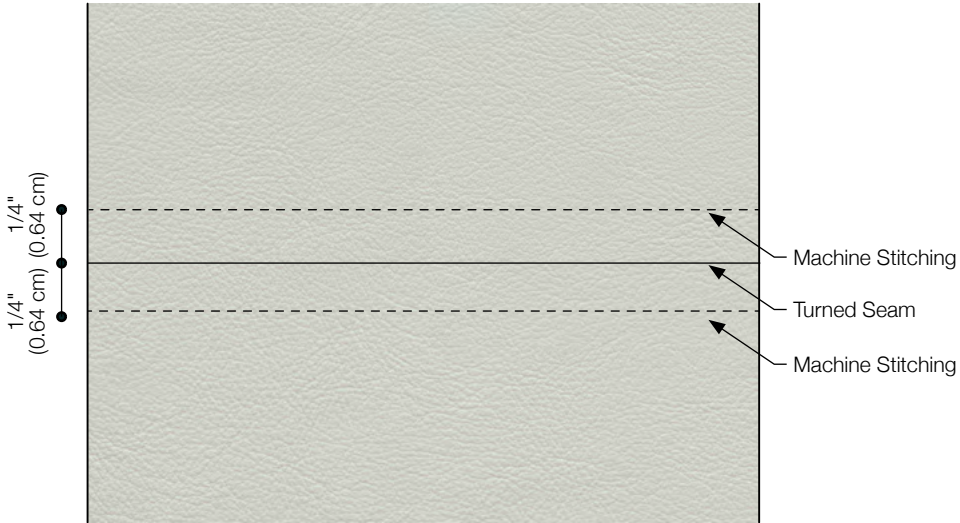
3 Exploded Axonometric
Not to scale

Stitching Options



4 Blind Stitch

Scale: Not to scale

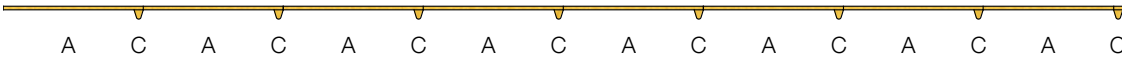


5 Top Stitch

Scale: Not to scale


Standard Configurations

Plank 4.1



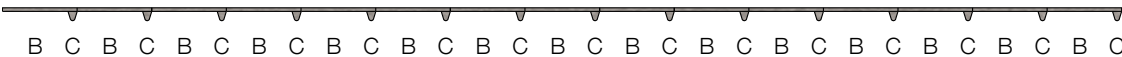
Repeat: AC | Repeat Width: 1'-7 1/8" (48.6 cm)

Plank 4.2



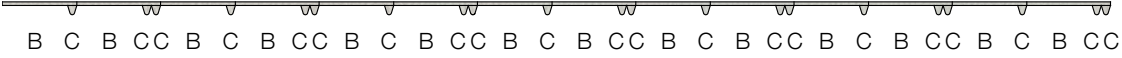
Repeat: ACACCAACC | Repeat Width: 5'-0 3/4" (154.3 cm)

Plank 4.3



Repeat: BC | Repeat Width: 10 1/8" (25.7 cm)

Plank 4.4



Repeat: BCBCC | Repeat Width: 1'-9 3/8" (54.3 cm)

Specifications

Name	ARO Plank 4
Designer	Architecture Research Office
Content	European cowhide, PET substrate + Plywood
Standard Configurations	Plank 4.1, Plank 4.2, Plank 4.3, Plank 4.4
Plank Widths	A (Wide Plank): 1'-6" (45.7 cm) B (Narrow Plank): 9" (22.9 cm) C (Rib): 1 1/8" (2.9 cm)
Repeat	Plank 4.1: AC Plank 4.2: ACACCACCC Plank 4.3: BC Plank 4.4: BCBC
Repeat Width	Plank 4.1: 1'-7 1/8" (48.6 cm) Plank 4.2: 5'-0 3/4" (154.3 cm) Plank 4.3: 10 1/8 in (25.7 cm) Plank 4.4: 1'-9 3/8" (54.3 cm)
Maximum Standard Plank Length	9'-0" (2.74 m)
Leather Types	AD, AL, AQ, AU, CA, CO, CV, DE, DL, DT, DV, ES, ET, FE, HT, LC, LU, MA, MM, PT, RA, RU, SA, SL, SS, UM, VO, VP, VZ
Leather Seams	Top Stitch or Blind Stitch—Seams are machine stitched at random intervals in matching thread color unless otherwise specified
Components	Includes planks + Interlock Mounting System (wall screws not included)
Maintenance	For finished leathers, wipe with a cool, damp cloth. For tougher soiling, use a pH-balanced soap and rinse. Repeat, if needed. For naked (aniline) leathers, wipe entire surface with a soft cloth and cool water to even out any abrasions or stains. Do not spot rub, for it will darken only that area. Other leather cleaners such as saddle soap or household cleaners that may contain harsh chemicals, alcohol or ink removers should never be used.
Lead Time	Made to order and certain lead times will apply
Custom	Custom configurations and seam options available—lengths beyond 9'-0" (2.74 m) must be quoted
Standard Colors	Refer to Color Book for available colors