


# ARO Plank 3

Leather Wall System



spinneybeck



**ARO Plank 3  
puts a new slant  
on acoustics.**

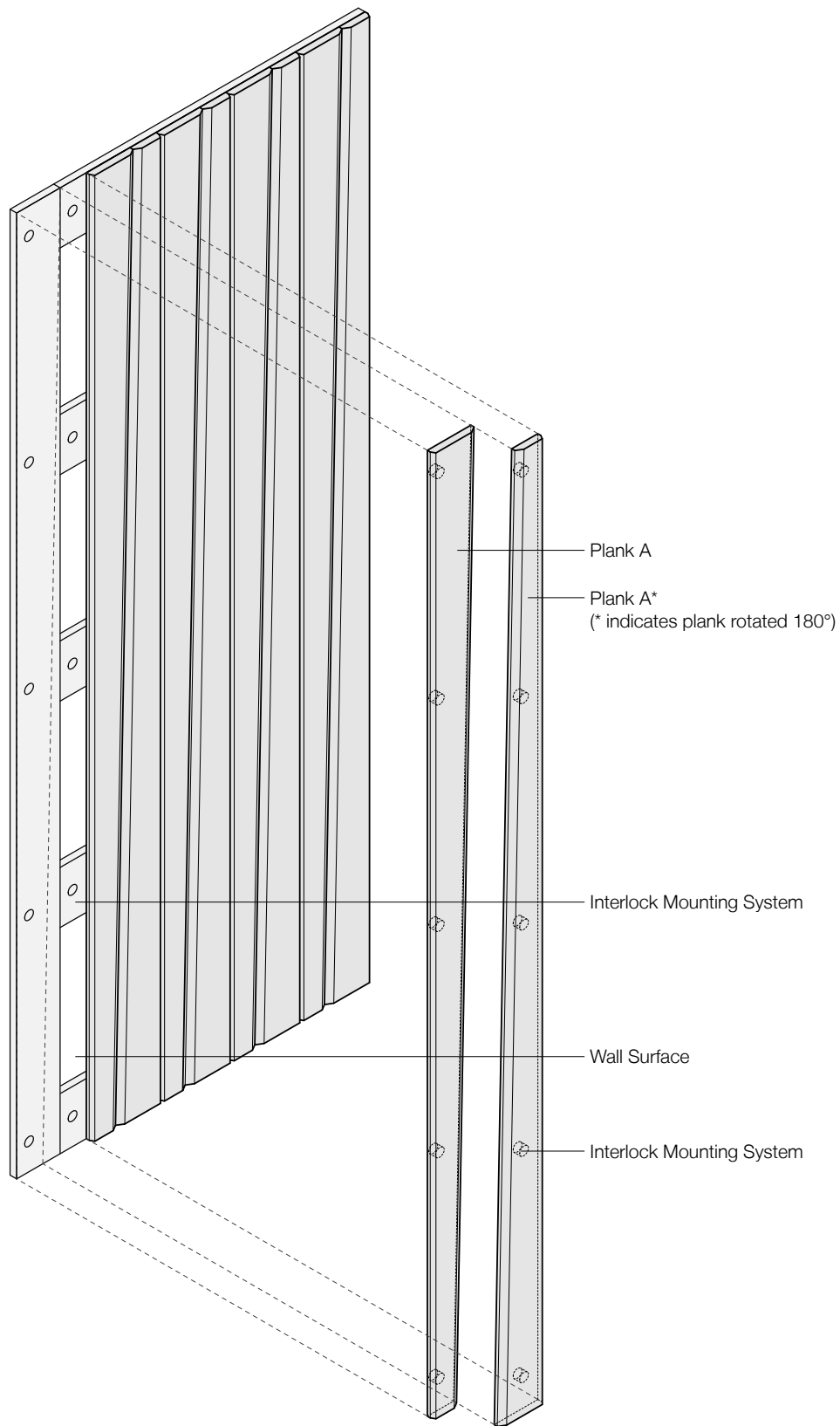
ARO Plank is a wall system composed of modular planks that assemble to create standard patterns, yielding a continuous architectural finish. ARO Plank 3 has one faceted module which is rotated and repeated. Planks install quickly and easily with Spinneybeck's Interlock Mounting System and are available in wide range of leather qualities and colors.

ARO Plank was designed by Architecture Research Office (ARO), a firm dedicated to architecture that unites beauty and form with strategy and intelligence.




**“We strive to convey a sense of calm, warmth, and joy in our product designs as well as through the architecture we design. We take inspiration from both material expression and functionality. We work to elevate spaces through careful attention to detail and use, and to emphasize the responsible use of materials and seek to balance beauty and strategy through design, pattern and texture.”**

– Architecture Research Office, designers of ARO Plank 3



**Exploded Axonometric**



**ARO Plank 3.1**

Repeat: AA\* | Repeat Width: 8 in (20.3 cm)  
\* Indicates module is rotated 180°

The standard installation may be configured with any combination of Spinneybeck colors

<b>Product</b>	ARO Plank 3
<b>Designer</b>	Architecture Research Office
<b>Content</b>	European cowhide + Akustika 10 substrate (60% post-consumer recycled content)
<b>Plank Width</b>	Top: 5 in (12.7 cm) Bottom: 3 in (7.6 cm)
<b>Thickness</b>	1 1/2 in (38.2 mm) (includes Interlock Mounting System strapping)
<b>Standard Pattern</b>	ARO Plank 3.1: AA* (* indicates plank rotated 180°)
<b>Pattern Repeat Width</b>	8 in (20.3 cm)
<b>Max. Standard Plank Length</b>	9'-0" (2.74 m)
<b>Seam Options</b>	Top Stitch or Blind Stitch—Seams are machine stitched at random intervals in matching thread color unless otherwise specified
<b>Custom</b>	Alternative patterns, FilzFelt© felts, plank lengths beyond 9'-0" (2.74 m), orientations other than vertical, ceiling-mounted, finished plank ends, finished Interlock Mounting System strapping, and cut-outs are available and must be quoted—details available upon request
<b>Durability</b>	Contract or residential
<b>Lead Time</b>	Made to order and certain lead times will apply
<b>Installation</b>	Planks install with Interlock Mounting System provided (wall fasteners not included)
<b>Maintenance</b>	For finished leathers, wipe with a cool, damp cloth. For tougher soiling, use a pH balanced soap such as Dawn at a 1:10 ratio of soap to water, then rinse. Repeat if needed. For naked (aniline) leathers, wipe the entire surface with a soft cloth and cool water to even out any abrasions or stains. Do not spot rub, as this will darken only the treated area. Occasional use of a water-based leather cleaner, conditioner, and protector is recommended for all leather types. Other leather cleaners, such as saddle soap or household cleaners that may contain harsh chemicals, alcohol, or ink removers, should never be used.
<b>Variation</b>	Color variation of naked leathers may be more pronounced beyond the normal commercial range. A Cutting for Approval (CFA) is required for all orders.
<b>Standard Leathers</b>	Available in full color range of each leather below—refer to Color Book or <a href="http://spinneybeck.com/colorbook">spinneybeck.com/colorbook</a> for complete color selection. (Swatches shown to indicate grain texture only.)

