

# ARO Plank 1

Leather Wall System

Three decorative pillows are arranged in a corner against the leather wall. From left to right: a small rectangular pillow with a light-colored geometric pattern, a square black pillow, and a larger square pillow with a dark and light speckled pattern.

spinneybeck





## ARO Plank 1 creates endless possibilities from simple shapes.

ARO Plank is a wall system composed of modular planks that assemble to create standard patterns, yielding a continuous architectural finish. ARO Plank 1 has six distinct half round modules that are available in eight suggested patterns. Planks install quickly and easily with Spinneybeck's Interlock Mounting System and are available in wide range of leather qualities and colors.

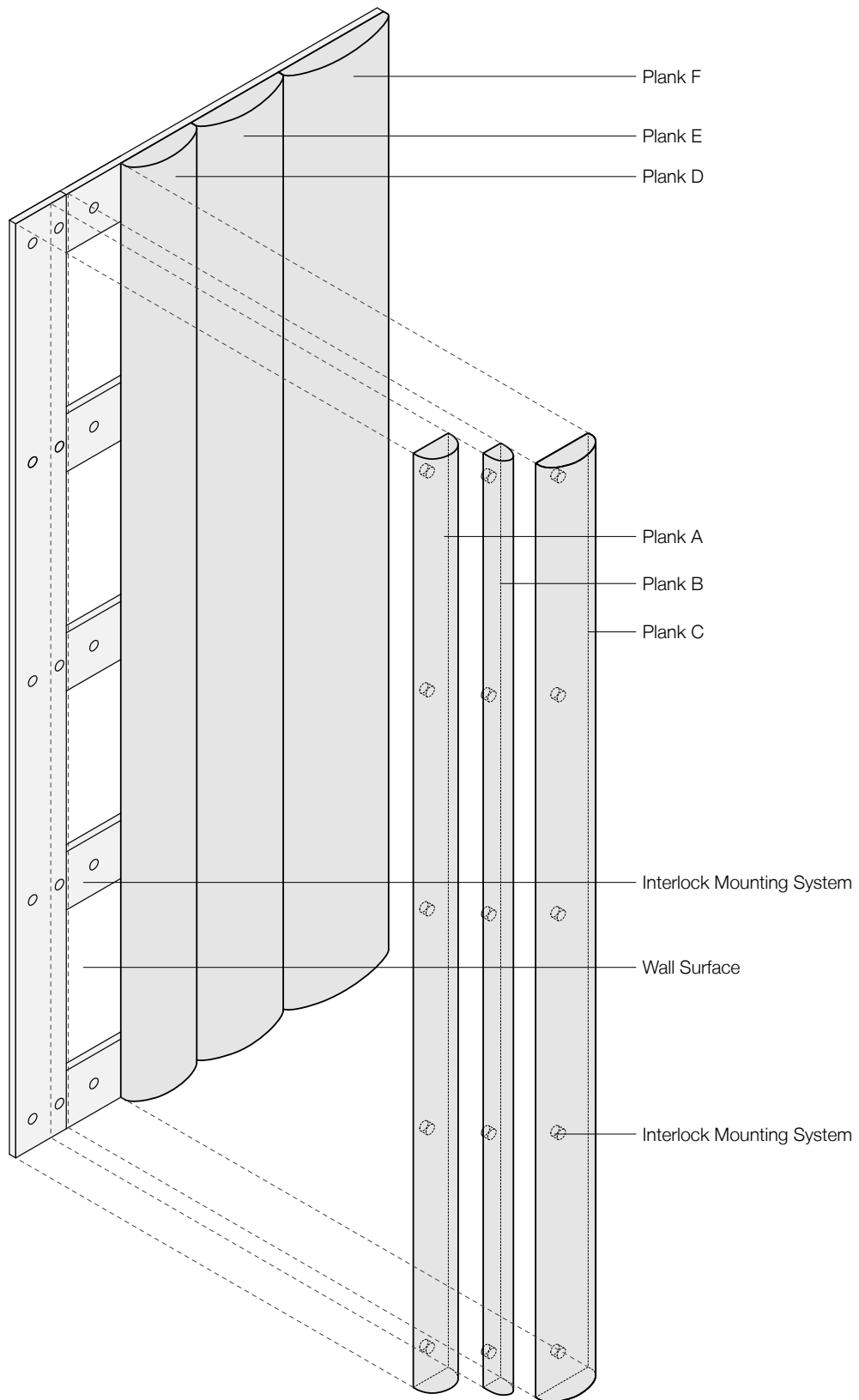
ARO Plank was designed by Architecture Research Office (ARO), a firm dedicated to architecture that unites beauty and form with strategy and intelligence.






**“We strive to convey a sense of calm, warmth, and joy in our product designs as well as through the architecture we design. We take inspiration from both material expression and functionality. We work to elevate spaces through careful attention to detail and use, and to emphasize the responsible use of materials and seek to balance beauty and strategy through design, pattern and texture.”**

– Architecture Research Office, designers of ARO Plank 1

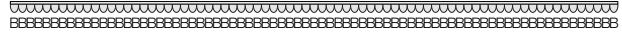



**Exploded Axonometric**




### ARO Plank 1.1

Repeat: A | Repeat Width: 4 1/4 in (10.8 cm)



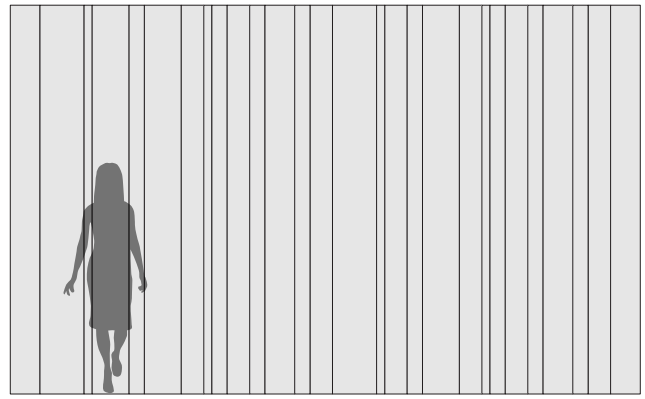
### ARO Plank 1.2

Repeat: B | Repeat Width: 2 1/4 in (5.7 cm)




### ARO Plank 1.3

Repeat: AAABB | Repeat Width: 1'-5 1/4" (43.8 cm)




### ARO Plank 1.4

Repeat: DFBEAECBACADACFBCECBACADACD  
Repeat Width: 14'-7" (444.5 cm)



### ARO Plank 1.5

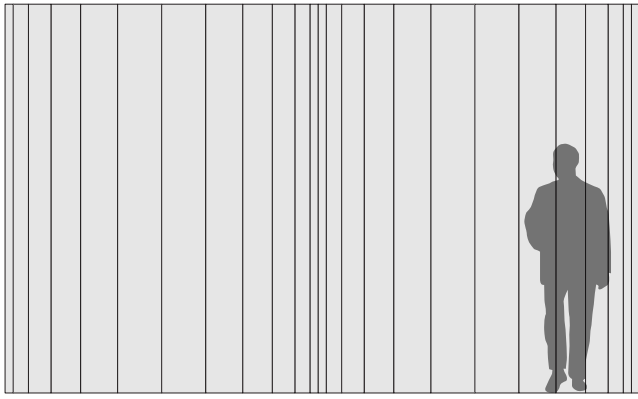
Repeat: ABABBBABBB | Repeat Width: 2'-4 1/2" (72.4 cm)



### ARO Plank 1.6

Repeat: EECFEBEACFEABCEBFABAAACEC  
Repeat Width: 14'-6 1/4" (442.6 cm)

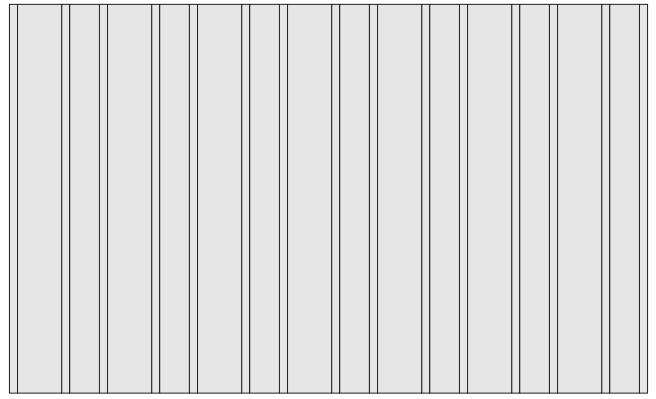
Patterns are shown as suggested installations and may be configured with any combination of Spinneybeck colors



B A C D E F F E D C A B B A C D E F F E D C A B B

### ARO Plank 1.7

Repeat: BACDEFFEDCAB | Repeat Width: 7'-3" (221 cm)



B F B D B F B D B F B D B F B D B F B D B F B D B

### ARO Plank 1.8




























Repeat: BFBD | Width Shown: 2'-1" (63.5 cm)

Patterns are shown as suggested installations and may be configured with any combination of Spinneybeck colors

<b>Product</b>	ARO Plank 1
<b>Designer</b>	Architecture Research Office
<b>Content</b>	European cowhide + Substrate
<b>Plank Widths</b>	A: 4 1/4 in (10.8 cm) B: 2 1/4 in (5.7 cm) C: 6 1/4 in (15.9 cm) D: 8 1/4 in (21 cm) E: 10 1/4 in (26 cm) F: 1'-0 1/4" (31.1 cm)
<b>Thickness</b>	3 in (7.6 cm) (includes Interlock Mounting System)
<b>Suggested Patterns</b>	ARO Plank 1.1: A ARO Plank 1.2: B ARO Plank 1.3: AAABB ARO Plank 1.4: DFBEAECBACADACFBCAECBACADACD ARO Plank 1.5: ABABBBABBB ARO Plank 1.6: EECFEBEACFEABCEBFABAAACEC ARO Plank 1.7: BACDEFFEDCAB ARO Plank 1.8: BFBD
<b>Pattern Repeat Widths</b>	ARO Plank 1.1: 4 1/4 in (10.8 cm) ARO Plank 1.2: 2 1/4 in (5.7 cm) ARO Plank 1.3: 1'-5 1/4" (43.8 cm) ARO Plank 1.4: 14'-7" (444.5 cm) ARO Plank 1.5: 2'-4 1/2" (72.4 cm) ARO Plank 1.6: 14'-6 1/4" (442.6 cm) ARO Plank 1.7: 7'-3" (221 cm) ARO Plank 1.8: 2'-1" (63.5 cm)
<b>Max. Standard Plank Length</b>	9'-0" (2.74 m)
<b>Seam Options</b>	Top Stitch or Blind Stitch—Seams are machine stitched at random intervals in matching thread color unless otherwise specified
<b>Custom</b>	Alternative patterns, FilzFelt© felts, plank lengths beyond 9'-0" (2.74 m), orientations other than vertical, ceiling-mounted, finished plank ends, finished Interlock Mounting System strapping, and cut-outs are available and must be quoted—details available upon request
<b>Durability</b>	Contract or residential
<b>Lead Time</b>	Made to order and certain lead times will apply
<b>Installation</b>	Planks install with Interlock Mounting System provided (wall fasteners not included)
<b>Maintenance</b>	For finished leathers, wipe with a cool, damp cloth. For tougher soiling, use a pH-balanced soap such as Dawn with a 1:10 ratio of soap to water and rinse. Repeat, if needed. Occasional use of Spinneybeck Finished Leather Cleaner, Conditioner & Protector is recommended. For naked (aniline) leathers, wipe entire surface with a soft cloth and cool water to even out any abrasions or stains. Do not spot rub, for it will darken only that area. Occasional use of Spinneybeck Aniline Leather Cleaner, Conditioner & Protector is recommended. Other leather cleaners such as saddle soap or household cleaners that may contain harsh chemicals, alcohol or ink removers should never be used.
<b>Variation</b>	Color variation of naked leathers may be more pronounced beyond the normal commercial range. A Cutting for Approval (CFA) is required for all orders.

# Standard Leathers

Available in the full color range of each leather below—refer to Color Book or [spinneybeck.com/colorbook](http://spinneybeck.com/colorbook) for complete color selection.  
(Swatches shown to indicate grain texture only.)

						
Acqua (AU)	Alaska (AL)	Amalfi (AF)	Andes (AD)	Antique (AQ)	Cascia (CA)	Cervo (CV)
						
Copenhagen (CO)	Derby (DE)	Distressed (DT)	Ducale Velour (DV)	Embossed Tipped (ET)	España (ES)	Forte (FE)
						
Hand Tipped (HT)	Lucca (LC)	Lucente (LU)	Maremma (MM)	Portofino (PT)	Riva (RA)	Rugata (RU)
						
Sabrina (SA)	Saddle (SL)	Umbria (UM)	Velluto Pelle (VP)	Vicenza (VZ)	Volo (VO)	